

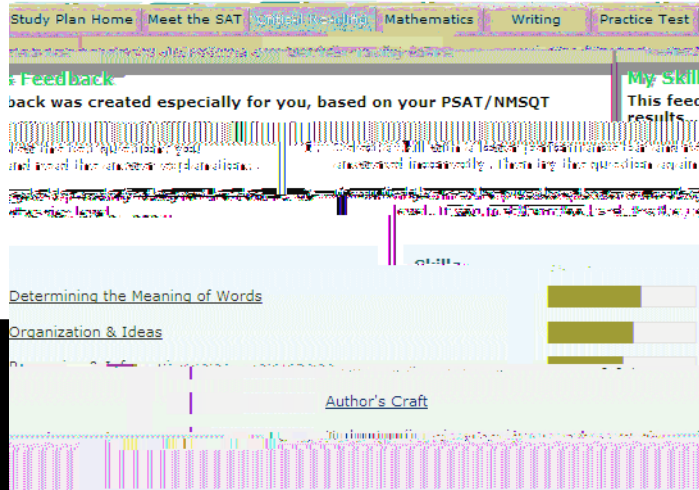
## My College QuickStart™ Lesson Plan:

Name: \_\_\_\_\_

<b>Grade Level(s)</b>	Grades 9-12
<b>Goal(s)</b>	Score well on the PSAT/NMSQT and SAT.
<b>Time Required</b>	45 minutes
<b>Materials Needed</b>	<ul style="list-style-type: none"> <li>Access to the internet</li> <li>Access to a computer or tablet</li> <li>A PSAT/NMSQT or SAT</li> </ul>
<b>Before You Begin</b>	<ul style="list-style-type: none"> <li>Be sure you have access to a computer or tablet and the internet.</li> </ul>
<b>Student Objectives</b>	<ul style="list-style-type: none"> <li>Identify the purpose of a text.</li> <li>Recognize the main idea and supporting details.</li> <li>Track a speaker's or writer's point of view and how it changes as the text develops.</li> </ul>
<b>Student Assignment</b>	<ol style="list-style-type: none"> <li>Go to <a href="http://www.collegeboard.com/quickstart">www.collegeboard.com/quickstart</a> and click on "Get Started."</li> <li>Click on "PSAT/NMSQT" or "SAT" and click on "Get Started."</li> <li>Click on "Critical Reading, Mathematics" or "Writing, Test Practice" and click on "Get Started."</li> </ol>

My College QuickStart™ Lesson Plan:

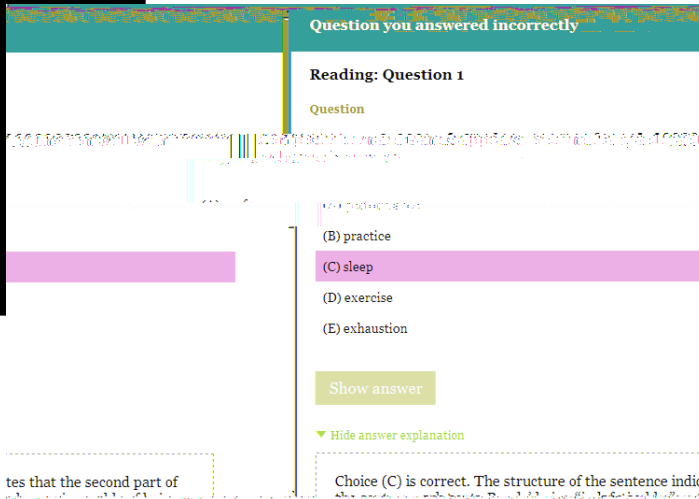
4. O



Feedback  
Feedback was created especially for you, based on your PSAT/NMSQT results. This feedback identifies the areas where you performed most poorly and provides resources to help you improve.

Determining the Meaning of Words

5. C



Question you answered incorrectly

Reading: Question 1

Question

Which word best describes the meaning of the word "exhaustion" in the sentence?

(A) practice  
(B) exercise  
(C) sleep  
(D) exhaustion  
(E) exhaustion

Show answer

Hide answer explanation

Choice (C) is correct. The structure of the sentence indicates that the second part of the sentence describes the first part.

6. C Practice Now

7. R

1. R


Student  
Assignment  
(cont'd)

Optional  
Assignment

My College QuickStart™ Lesson Plan:

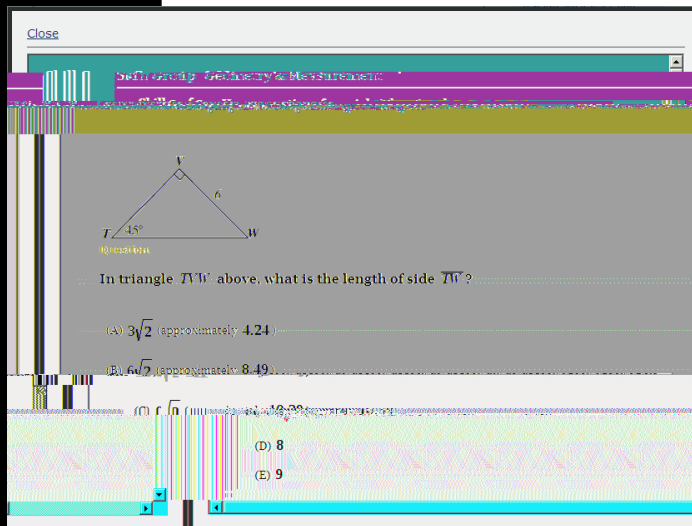
2. Assess your skills. Practice Now

3. If you find the skills too easy, try some harder practice questions. If you find the skills too hard, try some easier practice questions.



4. You can also try the Next Skill section.

Classroom  
Discussion Topic  
(Optional)

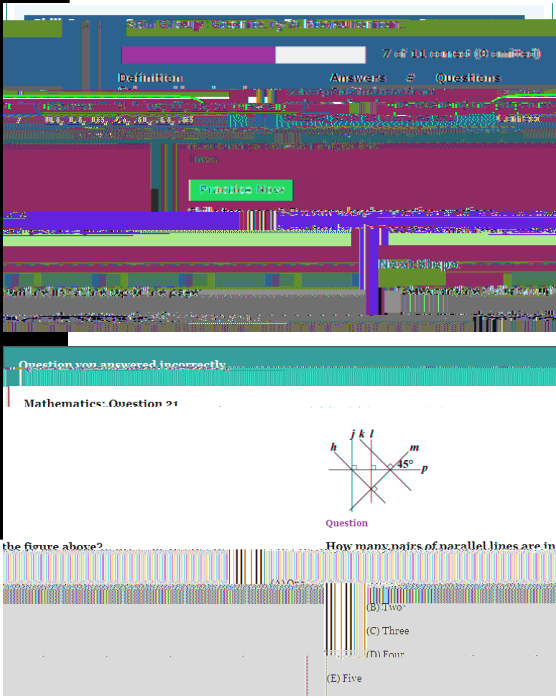


5. Review your answers.

## My College QuickStart™ Lesson Plan:

Name: \_\_\_\_\_

### Worksheet 1: My SAT Study Plan™

<p>Question 1: W</p> <p>ac</p> <p>ac</p> <p>ac</p> <p>ac</p>	<p>S 1</p>
	<p>Q N b R :</p>
	<p>S 2</p>
	<p>Q N b R :</p>
<p>Question 2: R a</p> <p>S 1</p>	 <p>Question you answered incorrectly</p> <p>Mathematics: Question 21</p> <p>the figure above? How many pairs of parallel lines are in</p> <p>(A) Two (B) Three (C) Four (D) Five (E) Six</p>
<p>Question 3: C c Show Correct Answer a Show Answer Explanation.</p>	<p>W \$ \$ a a a \$ \$ ?</p>
	<p>W a a a c a \$ , a \$ ?</p>

**My College QuickStart™ Lesson Plan:**

Name: \_\_\_\_\_

**Worksheet 1: My SAT Study Plan™ (cont'd)**

<p>Question 4: Read the passage below and answer the question that follows.</p>	
<p>Question 5: Click on the correct answer choice. Show Correct Answer and Show Answer Explanation.</p>	<p>W a a      a s c      s      \$ , a      \$?</p>